

Di Lusso

where style meets technology



hunterstoves
GROUP

DI LUSSO BRINGS
CONTEMPORARY
STYLE AND
INNOVATIVE FLAIR
TO YOUR HOME

Our unique Dynamic Control technology has been developed to create a range of fires that can burn effectively and efficiently at both low and high temperatures - something no other fire on the market can do - ensuring that whatever size your room, big or small, there is a Di Lusso stove to suit your needs.

This innovative thinking combined with the sleek, stylish look of the Di Lusso range makes this one of the most sought-after fires available. Sitting flush to the wall or freestanding and offering beautifully clear viewing glass, the Di Lusso fits effortlessly into your home, bringing any room alive with the beauty of natural flame.

WHERE
style
MEETS
technology



WARRANTY	3
R4	4 - 5
R5	6 - 7
R6	8 - 9
R6 SLIMLINE	10 - 11
R4 EURO	12 - 13
R5 EURO	14 - 15
R4 CUBE	16 - 17
R5 CUBE	18 - 19
R6 CUBE	20 - 21
FEATURES OPTIONS	22 - 23
TECHNOLOGY	24 - 26
DIMENSIONS	27 - 31

10 YEAR
WARRANTY

ALL DI LUSSO AUTHORISED DEALERS PROVIDE
YOU WITH AN EXTENDED 10 YEAR WARRANTY

For full warranty specifications and terms and a list of authorised stockists,
please visit www.hunterstoves.co.uk



DI LUSO

R4



THE DI LUSO RANGE BRINGS FLEXIBILITY TO YOUR FINGERTIPS, WITH COMPLETE CONTROL OVER YOUR ROOM TEMPERATURE, SOMETHING MANY OTHER FIRES ARE UNABLE TO OFFER.

The Di Lusso R4 may be the smallest, most compact stove in the range, but it still packs a powerful punch. The R4 is ideal for smaller rooms, able to fit comfortably into a standard 16" fireplace.

NO AIRBRICK REQUIRED
DYNAMIC AIR CONTROL CASSETTE
CLEANBURN TECHNOLOGY
HOT AIRWASH SYSTEM
DEFRA APPROVED*
DIRECT AIR**
CONVECTION STOVE

* DEFRA air kit fitted on request
** With optional kit

ENERGY EFFICIENCY CLASS **A**

HEAT OUTPUT **2kW TO 6kW**

NOMINAL **4.9kW**



R4 with 3-Sided Pewter Frame

R4 with 4-Sided Black Frame

DI LUSO

R5



THE DI LUSO R5 IS THE IDEAL ADDITION TO ANY ROOM - LARGE OR SMALL. FITTING FLUSH TO THE WALL, THE DI LUSO OFFERS A STUNNING AND STYLISH FOCAL POINT WHILST UTILISING SPACE EFFICIENTLY.

With innovative Flame Blade technology and Dynamic Control, the R5 is one of the easiest stoves to control on the market.

- NO AIRBRICK REQUIRED
- FLAME BLADE TECHNOLOGY
- DYNAMIC AIR CONTROL CASSETTE
- CLEANBURN TECHNOLOGY
- HOT AIRWASH SYSTEM
- DEFRA APPROVED*
- DIRECT AIR**
- CONVECTION STOVE

* DEFRA air kit fitted on request
** With optional kit

ENERGY EFFICIENCY CLASS **A**

HEAT OUTPUT **3kW TO 13kW**

NOMINAL **4.9kW**




R5 with 3-Sided Black Frame

R5 with 4-Sided Black Frame

DI LUSSO

R6



VIEW OUR
R6
FILM ON
YOUTUBE

THE ORIGINAL R6 REALLY IS THE KING OF STOVES, THANKS TO ITS DYNAMIC AIR CONTROL, EFFORTLESS CONTEMPORARY STYLING AND INNOVATIVE, NEXT-GENERATION TECHNOLOGY.

Its sleek lines and smooth finish will set off any room, creating a stunning focal point that will wow friends and family alike.

- NO AIRBRICK REQUIRED
- FLAME BLADE TECHNOLOGY
- DYNAMIC AIR CONTROL CASSETTE
- CLEANBURN TECHNOLOGY
- HOT AIRWASH SYSTEM
- DEFRA APPROVED*
- DIRECT AIR**
- TRAPEZOID DESIGN
- CONVECTION STOVE

* DEFRA air kit fitted on request
** with optional kit

ENERGY EFFICIENCY CLASS **A**

HEAT OUTPUT **4kW TO 13kW**

NOMINAL **4.9kW**



R6 with 4-Sided Black Frame

R6 with 3-Sided Pewter Frame

DI LUSSO

R6
SLIMLINE



R6 Slimline with 4-Sided Black Frame

THE NEW DI LUSSO R6 SLIMLINE IS SIMPLY STUNNING. IT GRACEFULLY COMBINES SCIENCE AND STYLE TO MAKE A STRIKING STATEMENT IN YOUR HOME.

A slimmer version of the original R6, this Di Lusso model boasts advanced Flame Blade technology and a truly exquisite finish, all whilst utilising space efficiently.

- NO AIRBRICK REQUIRED
- FLAME BLADE TECHNOLOGY
- DYNAMIC AIR CONTROL CASSETTE
- CLEANBURN TECHNOLOGY
- HOT AIRWASH SYSTEM
- DEFRA APPROVED*
- DIRECT AIR**
- TRAPEZOID DESIGN
- CONVECTION STOVE

* DEFRA air kit fitted on request
** with optional kit

ENERGY EFFICIENCY CLASS **A**

HEAT OUTPUT **4kW TO 9kW**

NOMINAL **4.9kW**



R6 Slimline with 3-Sided Pewter Frame

DI LUSSO

R4 EURO



OFFERING A COMBINATION OF THE R4'S FLEXIBILITY AND ITS VERSATILE CONTROL IN A FREESTANDING STOVE, THE SOPHISTICATED R4 EURO REALLY IS THE BEST OF BOTH WORLDS.

With optional sides available, you can personalise the finish of the R4 Euro stove so it will effortlessly complement any room.

NO AIRBRICK REQUIRED

DYNAMIC AIR CONTROL CASSETTE

CLEANBURN TECHNOLOGY

HOT AIRWASH SYSTEM

DEFRA APPROVED*

DIRECT AIR**

REAR TO COMBUSTIBLE
CLEARANCE DISTANCE 50mm

SIDE TO COMBUSTIBLE
CLEARANCE DISTANCE 100mm

CAN BE FITTED ON A 12mm HEARTH

CUSTOMISABLE FINISH

CONVECTION STOVE

* DEFRA air kit fitted on request

** with optional kit

ENERGY EFFICIENCY CLASS **A**

HEAT OUTPUT **2kW TO 6kW**

NOMINAL **4.9kW**

R4 Euro with Curved Stainless Steel Sides

DI LUSSO

R5
EURO



WITH A LARGE VIEWING WINDOW AND STYLISH LOOKS, THE R5 EURO ADDS A TOUCH OF THEATRE, CREATING AN ELEGANT CENTREPIECE IN ANY ROOM.

With a combination of minimal clearance distance from any wall, an impressive heat range and a customisable finish, the R5 Euro offers both style and substance.

NO AIRBRICK REQUIRED

FLAME BLADE TECHNOLOGY

DYNAMIC AIR CONTROL CASSETTE

CLEANBURN TECHNOLOGY

HOT AIRWASH SYSTEM

DEFRA APPROVED*

DIRECT AIR**

REAR TO COMBUSTIBLE
CLEARANCE DISTANCE 10mm

SIDE TO COMBUSTIBLE
CLEARANCE DISTANCE 50mm

CAN BE FITTED ON A 12mm HEARTH

CUSTOMISABLE FINISH

CONVECTION STOVE

* DEFRA air kit fitted on request

** with optional kit

ENERGY EFFICIENCY CLASS

A

HEAT OUTPUT **3kW TO 13kW**

NOMINAL **4.9kW**

R5 Euro with Curved Black Sides

DI LUSSO

R4
CUBE



WITH 3 NEW EYE-CATCHING DI LUSSO R4 CUBE MODELS, THE ARCO, THE CENTO AND THE QUATTRO, THERE IS A DESIGN TO SUIT EVERY HOME.

With low CO Emissions of 0.09%, the R4 Cube is not only stunning but also does not impact on the environment.

- NO AIR BRICK REQUIRED
 - DYNAMIC AIR CONTROL CASSETTE
 - CLEANBURN TECHNOLOGY
 - HOT AIRWASH SYSTEM
 - DEFRA APPROVED*
 - DIRECT AIR**
 - CONVECTION STOVE
 - REAR TO COMBUSTIBLE CLEARANCE DISTANCE 50MM
- * DEFRA air kit fitted on request
** with optional kit

ENERGY EFFICIENCY CLASS **A**

HEAT OUTPUT **2kW TO 6kW**

NOMINAL **4.9kW**



R4 Cube Quattro

R4 Cube Arco

R4 Cube Cento with Bench

DI LUSO

R5
CUBE

SITTING IN A FIREPLACE, FREESTANDING OR ON A BENCH, THE R5 CUBE MODELS FIT EFFORTLESSLY INTO ANY ROOM.

As with all Di Lusso fires, the R5 Cube is a convector, forming hot streams of air which flow into your home.

- NO AIR BRICK REQUIRED
- FLAME BLADE TECHNOLOGY
- DYNAMIC AIR CONTROL CASSETTE
- CLEANBURN TECHNOLOGY
- HOT AIRWASH SYSTEM
- DEFRA APPROVED*
- DIRECT AIR**
- CONVECTION STOVE
- REAR TO COMBUSTIBLE CLEARANCE DISTANCE 50MM

* DEFRA air kit fitted on request
** with optional kit

ENERGY EFFICIENCY CLASS **A**

HEAT OUTPUT **3kW TO 13kW**

NOMINAL **4.9kW**



R5 Cube Quattro

R5 Cube Arco

DI LUSSO

R6 CUBE



BY PAIRING TECHNOLOGY WITH STYLE, THE R6 CUBE CREATES A STRIKING FEATURE WHILST BEING HIGHLY CONTROLLABLE.

The largest of the range, the R6 Cube boasts an impressive output of between 4 and 13kW, giving you the option of a hot roaring fire or a couple of flickering flames.

- NO AIR BRICK REQUIRED
- FLAME BLADE TECHNOLOGY
- DYNAMIC AIR CONTROL CASSETTE
- CLEANBURN TECHNOLOGY
- HOT AIRWASH SYSTEM
- DEFRA APPROVED*
- DIRECT AIR**
- TRAPEZOID DESIGN
- CONVECTION STOVE
- REAR TO COMBUSTIBLE CLEARANCE DISTANCE 50MM

* DEFRA air kit fitted on request
** with optional kit

ENERGY EFFICIENCY CLASS **A**

HEAT OUTPUT **4kW TO 13kW**

NOMINAL **4.9kW**



R6 Cube Quattro

R6 Cube Arco

FEATURES

	R4	R5	R6	R6 SLIMLINE	R4 EURO	R5 EURO	R4 CUBE	R5 CUBE	R6 CUBE
HEAT OUTPUT RANGE (kW)	2 - 6	3 - 13	4 - 13	4 - 9	2 - 6	3 - 13	2 - 6	3 - 13	4 - 13
NOMINAL HEAT OUTPUT (kW)	4.9	4.9	4.9	4.9	4.9	4.9	4.9	4.9	4.9
EFFICIENCY ON WOOD (%)	79	79	76	76	79	79	79	79	76
CO EMISSIONS (at 13% O ₂) (%)	0.09	0.2	0.2	0.2	0.09	0.2	0.09	0.2	0.2
AIR BRICK REQUIRED	N	N	N	N	N	N	N	N	N
MINIMUM HEARTH THICKNESS (mm)	NA	NA	NA	NA	FREESTANDING: 12 RECESSED: 125		125	125	125
DEFRA APPROVED*	Y	Y	Y	Y	Y	Y	Y	Y	Y
DIRECT AIR KIT AVAILABLE	Y	Y	Y	Y	Y	Y	Y	Y	Y
MULTI FUEL	O	O	O	O	O	O	O	O	O
WOOD BURNING	S	S	S	S	S	S	S	S	S
LOG LENGTH (mm)	250	350	330	330	250	350	250	350	330
WEIGHT (kg)	70	121	116	107	106	184	106	150	140

* With DEFRA-Approved Air Cassette

N	No	Y	Yes	O	Option	S	Standard
---	----	---	-----	---	--------	---	----------

CONTACT YOUR DEALER FOR INSTALLATION ADVICE.

	R4	R5	R6	R6 SLIMLINE
3-SIDED BLACK FRAME	✓	✓	✓	✓
3-SIDED PEWTER FRAME	✓	✓	✓	✓
4-SIDED BLACK FRAME	✓	✓	✓	✓
4-SIDED PEWTER FRAME	✓	✓	✓	✓

* All inset models and frames have a powder coated finish.

	R4 EURO	R5 EURO
FLAT SIDED BLACK	✓	✓
CURVED SIDED BLACK	✓	✓
CURVED SIDED BRUSHED STEEL	✓	✓

* All Euro stoves have a black painted finish.

	R4 CUBE	R5 CUBE	R6 CUBE
ARCO	✓	✓	✓
QUATTRO	✓	✓	✓
CENTO	✓		

* All Cube models have a black painted finish.

✓ Option available

THE CUBE MODELS IN THE DI LUSO RANGE HAVE THE OPTION OF BEING FITTED ON A BENCH, WHICH MAKES A USEFUL AND STYLISH SOLUTION FOR STORING LOGS.

Choose between two lengths: 800mm and 1,195mm. Both bench models have a height of 345mm and depth of 415mm.



INSET
MODEL
OPTIONS

EURO
MODEL
OPTIONS

CUBE
MODEL
OPTIONS

BENCHES

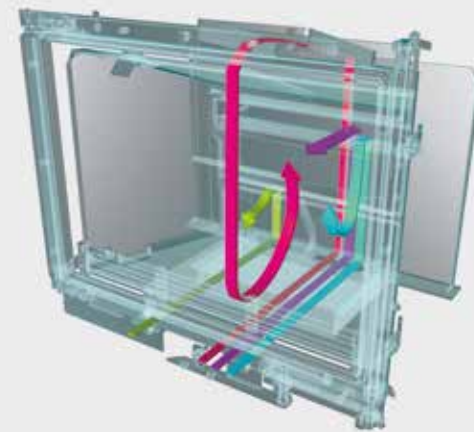
FLAME BLADE

AT DI LUSSO, OUR ENGINEERS HAVE BEEN DEVELOPING NEW AND FORWARD THINKING SYSTEMS THAT IMPROVE COMBUSTION FURTHER.

Flame Blade introduces a fourth stream of air into the firebox on the R5 and R6 models. This ensures a more complete combustion of the fuel, with lower emissions even at lower burn temperatures.

PATENTED
TECHNOLOGY

- CONVENTIONAL SECONDARY AIR SUPPLY (HOT AIRWASH)
- CONVENTIONAL TERTIARY AIR SUPPLY (CLEANBURN)
- NEW ADDITIONAL SECONDARY AIR SUPPLY (FLAME BLADE)
- IGNITION AIR - USED FOR START UP ONLY (CLEANBURN)



EUROPEAN COMMUNITY DESIGN REGISTRATION NUMBER 001268395-0001

HOW IT ALL WORKS

Conventional aeration of a wood burning stove firebox can lead to some areas not receiving a sufficient supply of combustion air. The resultant poor mixing of fuel and combustion air reduces combustion efficiency and leads to excessive smoke emissions in the flue gas.

The Dual Secondary Air System incorporates an additional stream of secondary air which passes down the rear wall of

the firebox towards the fire bed. This stream of air is under the same valve control as the conventional secondary air. When the stove is running at its nominal or rated output the dual secondary air system ensures effective mixing of the fuel and combustion air. This reduces the amount of air required which in turn improves efficiency and reduces particulate emissions.

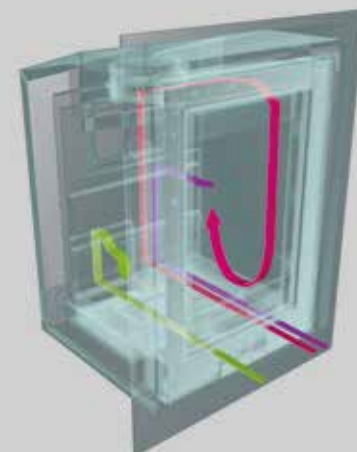
CLEANBURN

OUR UNIQUE CLEANBURN TECHNOLOGY UTILISES THREE STREAMS OF AIR - PRIMARY, SECONDARY AND TERTIARY - TO PROVIDE OPTIMUM AIR FLOW TO THE FIREBOX, AIDING COMBUSTION AND ENSURING MAXIMUM EFFICIENCY THROUGHOUT.

This draws air over the fuel, across the door and behind the fuel. This means a faster light up and a fuller burn of the fuel.

Airwash Technology allows air to flow over the glass and across the fuel to ensure that the glass is always kept clean – guaranteeing an excellent view of your fire as it burns.

- CONVENTIONAL SECONDARY AIR SUPPLY (HOT AIRWASH)
- CONVENTIONAL TERTIARY AIR SUPPLY (CLEANBURN)
- IGNITION AIR - USED FOR START UP ONLY (CLEANBURN)



DI LUSSO DYNAMIC CONTROL GIVES THE USER COMPLETE CONTROL OVER THE TEMPERATURE OUTPUT - UNLIKE MOST STOVES.



- ONE TOUCH ACCESS - magnetic integrated door handle

This intuitive innovation allows the user to alter the output using the simplest of dials cleverly hidden behind the control panel.



- DYNAMIC CONTROL SYSTEM
- PRIMARY IGNITION AIR
- R5 / R6 - Combustion air & Flame Blade
- R4 - Combustion air & Tertiary air

PATENTED
TECHNOLOGY

The state-of-the-art Di Lusso control system gives you total control. Simply rotate the right dial to increase or decrease the stove's burn.



LOW



HIGH

ALL DI LUSSO PRODUCTS HAVE BEEN CREATED TO BE ABLE TO MEET DEFRA'S CLEAN AIR APPROVALS AND TO COMPLY WITH SMOKE CONTROL AREA REGULATIONS.

A small adjustment to the combustion air valve on the dynamic control cassette ensures a constant flow of air through the combustion valve. This prevents smouldering when the fire is performing at lower temperatures*.

* Factory fitted if requested.



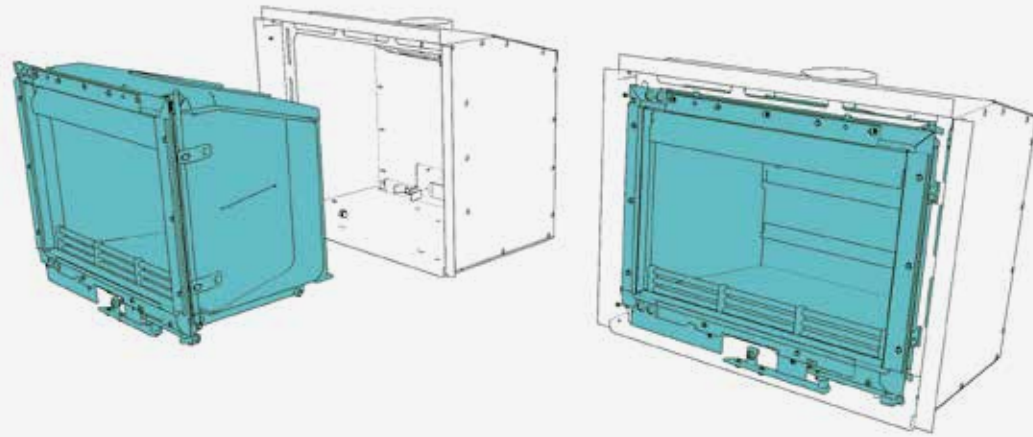
ECO
DEFRA KIT

DIRECT AIR KIT



ALL DI LUSO STOVES CAN BE PURCHASED WITH A DIRECT AIR KIT IF DESIRED OR REQUIRED. ENSURING THAT AIR FOR AIDING COMBUSTION IS BROUGHT IN EXTERNALLY, A DIRECT AIR KIT ALLOWS THE DI LUSO TO PERFORM AT ITS BEST, INDEPENDENTLY FROM THE INTERNAL AIR SUPPLY.

EASY INSTALLATION R5 & R6



For easier installation of the R5 and R6 we have developed a convection chamber that can be fitted as a separate unit from the firebox.

Additionally, the flue collar can be fitted at either a 30° angle or vertical, depending on the specific needs of the installation.

TESTING

ALL DI LUSO MODELS ARE TESTED TO NORWEGIAN STANDARDS


The Di Lusso undergoes stringent testing to ensure we are providing a product which pushes boundaries. One test - DS EN 13229 - is the CE requirement test for output and efficiency to make sure the Di Lusso range is performing at optimum levels.

For particulate emissions we test to the much tougher Norwegian standard - the NS 3059 - a harder standard to meet than the British smoke


control standard, because the Di Lusso's have to be able to meet particulate emission standards even when burning at a greatly reduced output.* It is the Di Lusso's ability to meet this standard, through its forward thinking technology and its innovative controllability, that sets it apart from all other stoves on the market.

* Requires a DEFRA Kit for use in smoke control areas.


4 SIDED FRAME
FRONT VIEW



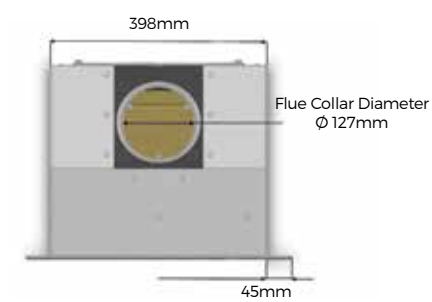
3 SIDED FRAME
FRONT VIEW



SIDE VIEW



TOP VIEW



SIDE VIEW INTERNAL
ANGLED OUTLET



SIDE VIEW INTERNAL
STRAIGHT OUTLET


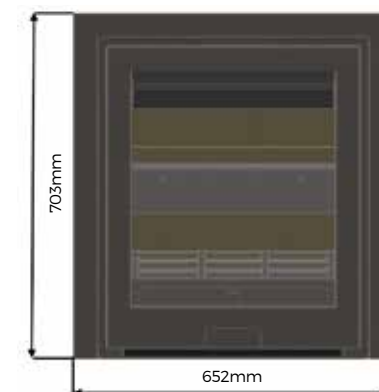


For full information on installation criteria, please refer to the instruction manual. These can be found on www.hunterstoves.co.uk or by contacting your dealer.

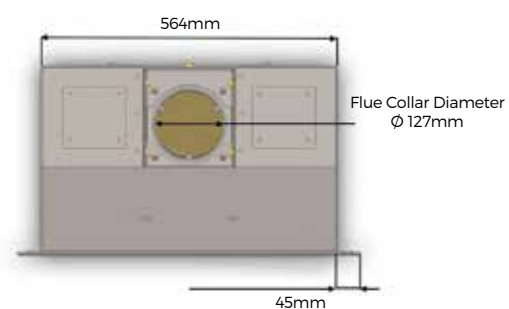
DI LUSO

R4


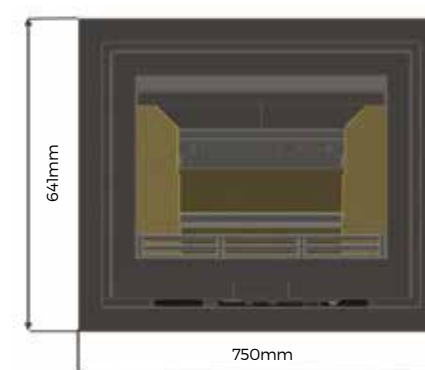
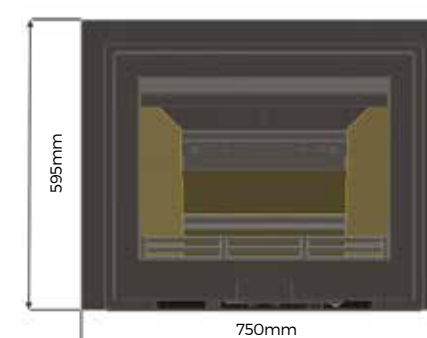
DIMENSIONS

4 SIDED FRAME
FRONT VIEW3 SIDED FRAME
FRONT VIEW

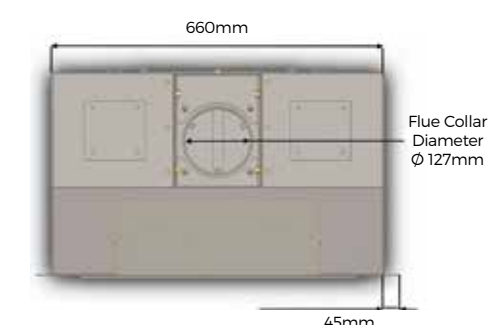


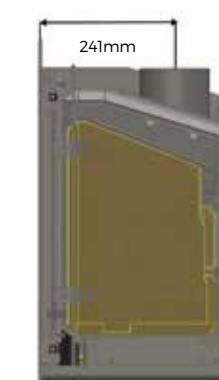
TOP VIEW



SIDE VIEW

SIDE VIEW INTERNAL
ANGLED OUTLETSIDE VIEW INTERNAL
STRAIGHT OUTLETR6 & R6 SLIMLINE
4 SIDED FRAME
FRONT VIEWR6 & R6 SLIMLINE
3 SIDED FRAME
FRONT VIEWR6
SIDE VIEWR6 SLIMLINE
SIDE VIEW

TOP VIEW

R6
SIDE VIEW INTERNAL
ANGLED OUTLETR6
SIDE VIEW INTERNAL
STRAIGHT OUTLETR6 SLIMLINE
SIDE VIEW INTERNAL
ANGLED OUTLETR6 SLIMLINE
SIDE VIEW INTERNAL
STRAIGHT OUTLET

DI LUSSO

R4

EURO

DIMENSIONS

FRONT VIEW

SIDE VIEW

TOP VIEW FLAT SIDES

TOP VIEW CURVED SIDES

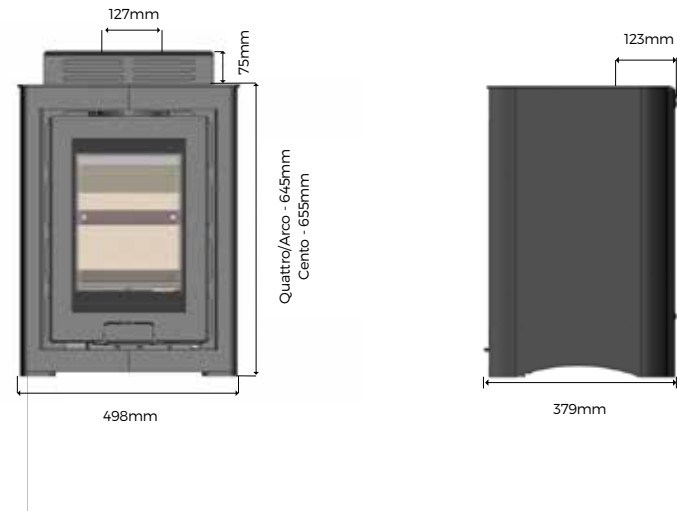
FRONT VIEW

SIDE VIEW

TOP VIEW FLAT SIDES

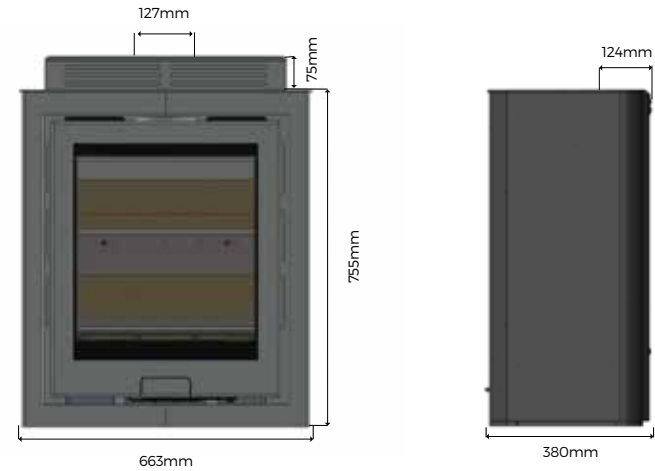
TOP VIEW CURVED SIDES

R4 CUBE QUATTRO / ARCO / CENTO FRONT VIEW R4 CUBE SIDE VIEW



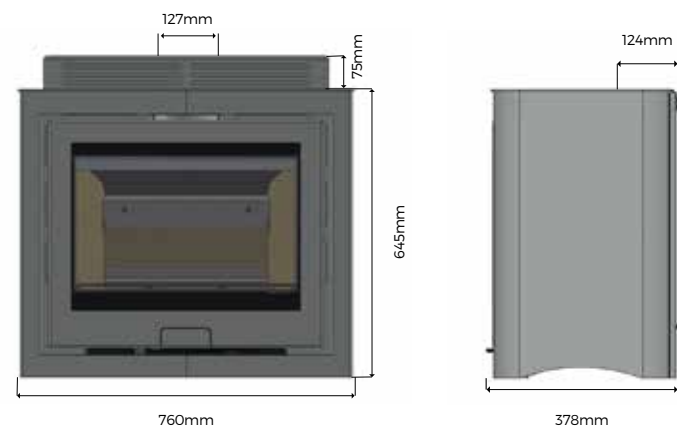
R5 CUBE QUATTRO / ARCO FRONT VIEW

R5 CUBE SIDE VIEW



R6 CUBE QUATTRO / ARCO FRONT VIEW

R6 CUBE SIDE VIEW



For full information on installation criteria, please refer to the instruction manual. These can be found on www.hunterstoves.co.uk or by contacting your dealer.

DI LUSSO

R4

CUBE

DIMENSIONS

DI LUSSO

R5

CUBE

DIMENSIONS

DI LUSSO

R6

CUBE

DIMENSIONS

Di Lusso

8 EMPEROR WAY EXETER DEVON EX1 3QS

INFO@HUNTERSTOVES.CO.UK WWW.HUNTERSTOVES.CO.UK

